



VHF/UHF DUAL BAND DIGITAL TRANSCEIVER

# ID-5100A

## Innovation and Mobility Taken to the Next Level



Touch Screen Operation  
DV/DV Dualwatch  
Integrated GPS Receiver

DV/FM Repeater List

D-STAR DV Mode

Bluetooth®

Android™

**D-STAR**

# Innovation and Mobility Taken to the Next Level



\* Above photo shown with optional MBF-1 mount base and MBA-2 controller bracket. Some photos (screen shots) shown with optional UT-133 Bluetooth® unit installed.

## DV/FM Repeater List Function

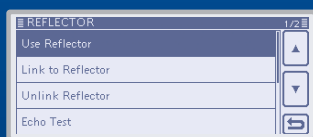
The DV/FM repeater list function assists you accessing nearby repeaters, even in areas you are visiting for the first time. The function searches for a nearby repeater using the repeater memories with the GPS position information.

\* To use the automatic repeater list function, the position data of the repeater is required. The ID-5100A will be shipped with a limited number of repeater memories preprogrammed.

## Dplus Reflector Linking

Dplus reflector link commands are added to the DR function to allow easy reflector operation.

Use Reflector, link/unlink to Reflector, echo test and repeater information commands are selectable.



Reflector commands example

## SD Card Slot for Voice and Data Storage

When used with an SD card, the SD card can store various contents including voice memory, DV auto reply message, TX voice message, QSO log, RX history log and GPS log data. Memory channels, repeater memories and other personal settings can be saved to the SD card and can be loaded to the transceiver.

## VS-3 Bluetooth® Headset

The optional Bluetooth® headset, VS-3 provides hands-free communication and can remotely control the ID-5100A with three programmable buttons. Providing you with convenient communication in a vehicle.

\* Optional UT-133 Bluetooth® unit must be installed in the ID-5100A.

Bluetooth® application image



Bluetooth® headset, VS-3 (option)



Bluetooth® unit, UT-133 (option)

# Intuitive Touch Screen Operation

The intuitive touch screen interface provides quick and smooth operation. The large 5.5 inch display (320 × 128 pixels) responds naturally to the touch allowing you to change settings, enter frequencies, edit memory channels with ease.



Qwerty keyboard example



Vehicle installation example  
(Using optional MBF-1 mount base and MBA-2 controller bracket)

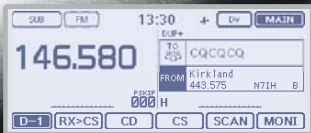
# DV/DV Dualwatch

The ID-5100A can receive both FM/FM and FM/DV mode signals simultaneously. Two DV mode signals can be monitored for receive on either channel. You can check other repeaters or other channel activities while waiting for the main repeater.

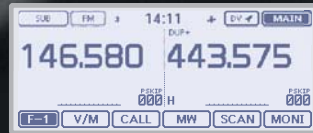
\* Main band audio has priority, if two DV signals come in at the same time.



DV/DV dualwatch (DR function) example



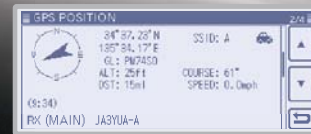
FM/DV dualwatch (DR function) example



FM/DV dualwatch example

# Integrated GPS Receiver

The ID-5100A has an integrated GPS receiver in the controller and shows own position, course, speed and altitude on the display. The GPS position information can be used for exchanging position reports, tracing the GPS log and searching for nearby repeater sites.



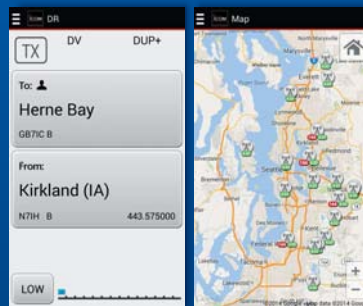
Received position information example

# RS-MS1A Android™ Application (Free download application from Google Play™)

The RS-MS1A allows you wirelessly connect the ID-5100A and remotely set DR functions, link with a map application and send/receive messages over the DV mode. In addition, pictures taken by the Android™ device can be transmitted over the DV mode.

\* Optional UT-133 Bluetooth® unit must be installed in the ID-5100A.

\* Some functions may not work properly, depending on Android™ phones and devices used.



DR function setting example

Repeater map example

© Google

# Other Features

- Enhanced D-PRS functions with object, position, items and weather formats
- Convenient memory contents management using CSV format
- Speech function announces operating frequency, mode and received callsign (DV mode)
- Independent main, volume and SQL knobs for A/B bands
- AM airband dualwatch
- CS-5100, cloning software supplied
- 50W output power on both VHF and UHF bands
- Weather channel with weather alert function (USA version only)
- Auto repeater function (USA version only)

# Steps to send a picture over the DV mode



Take a picture using an Android™ device



Transfer the photo to the ID-5100A via Bluetooth®



Transmit the photo over the DV mode



Receive the photo at the ID-5100A



View the photo on an Android™ device



VHF/UHF DUAL BAND DIGITAL TRANSCEIVER

# ID-5100A



## SPECIFICATIONS

GENERAL	
Frequency coverage	(unit:MHz)
Version	Transmit Receiver
USA	144-148, 430-450 <sup>1</sup> 118-174, 375-550 <sup>1</sup>
EXP	137-174, 400-470 <sup>2</sup> 118-174, 375-550 <sup>2</sup>
Guaranteed range: <sup>1</sup> 144-148, 440-450MHz. <sup>2</sup> 144-148, 430-440MHz.	
Type of emission	F2D, F3E, F7W
Mode	DV, FM, FM-N AM (RX only), AM-N (RX only)* <sup>1</sup> Depending on version
Operating temperature range	-10°C to +60°C ; +14°F to +140°F
Frequency stability	±2.5ppm (-10°C to +60°C on the basis of 25°C)
Digital TX speed	4.8kbps
Voice coding speed	2.4kbps
Antenna impedance	50Ω (SO-239)
Number of memory channels	1000 regular channels, 4 call channels, 50 program scan edges and 1200 repeater memories
Power supply requirements	13.8C DC ±15%
Current drain	RX Stand-by 1.2A
	Max. audio 1.8A (Dualwatch, with Ext. SP 8Ω load)
	TX 13.0A
Dimensions (W×H×D, projections not included)	Main unit 150×40×172.6 mm; 5.91 × 1.57 × 6.8 in
	Controller 182.2×81.5×24.7 mm; 7.17 × 3.21 × 0.97 in
Weight (approx.)	Main unit 1.3kg; 2.87 lb
	Controller 260g; 9.17 oz
TRANSMITTER	
Output power	50W, 15W, 5W
Modulation system	FM, FM-N FM reactance modulation
	DV GMSK reactance modulation
Max. frequency deviation	±5.0kHz/±2.5kHz (FM/FM-N)
Spurious emissions	Less than -60dBc
Microphone impedance	600Ω (8-pin modular jack)
RECEIVER	
Intermediate frequencies	A band 38.85MHz/450kHz (1st /2nd)
	B band 46.35MHz/450kHz (1st/2nd)
Sensitivity	FM/FM-N (12dB SINAD) Less than 0.18μV (amateur bands only)
	DV (1% BER) Less than 0.28μV
Receiver sensitivity (Not guaranteed, for your reference only. Except amateur bands.)	FM/FM-N (12dB SINAD) 137-159.995MHz Less than 0.32μV
	160-174.000MHz Less than 0.56μV
	375-399.995MHz Less than 0.56μV
	400-499.995MHz Less than 0.32μV
	500-550.000MHz Less than 0.56μV
AM (10dB S/N) 118-136.9916MHz Less than 1μV	
Squelch sensitivity	Less than 0.13μV (at threshold)
Selectivity	FM More than 60dB
	FM-N More than 55dB
	DV More than 50dB
Spurious and image rejections	A band More than 60/55dB (VHF/UHF)
	B band More than 60/60dB (VHF/UHF)
Audio output power	More than 2.0W (with 8Ω load, 10% distortion)
External speaker connector	2-conductor 3.5 (d) mm (1/8")/8Ω

All stated specifications are subject to change without notice or obligation.

Supplied accessories (* May differ, depending on version)	
• Hand microphone, HM-207	• DC power cable, OPC-1132
• Controller cable, OPC-837 (3.5 m; 11.4 ft)	• Microphone hanger
• CD (CS-5100 and instruction handbook PDF)	• Spare fuse

## OPTIONS

Some options may not be available in some countries. Please ask your dealer for details.

<b>HAND MICROPHONES</b>  <b>HM-207</b> Same as supplied. <b>HM-154</b>	<b>EXTERNAL SPEAKERS</b>  <b>SP-35:</b> 2m (6.5ft) cable, <b>SP-35L:</b> 6m (19.6ft) cable <b>SP-30</b> 4 inch (102.5mm) diameter speaker	
<b>MOUNTING BASE &amp; CONTROLLER BRACKET</b>  <b>MBF-1</b> Suction cup mounting base. MBA-2 is required. <b>MBA-2</b>	<b>MOUNTING BRACKET</b>  <b>MBF-4</b> For mounting the main unit.	<b>Bluetooth® UNIT &amp; Bluetooth® HEADSET</b>  <b>UT-133</b> Use with UT-133 in a pair
<b>CI-V LEVEL CONVERTER</b>  <b>CT-17</b>	<b>CONTROLLER EXTENSION CABLE</b>  <b>OPC-1156</b> 3.5m (11.4ft) cable. A modular connector is supplied.	<b>MICROPHONE ADAPTER CABLE</b>  <b>OPC-589</b> For use with an 8-pin microphone
<b>MICROPHONE EXTENSION CABLES</b>  <b>OPC-440:</b> 5m (16.4ft) <b>OPC-647:</b> 2.5m (8.2ft)	<b>DATA COMMUNICATION CABLES</b>  <b>OPC-1529R:</b> RS-232C type <b>OPC-2218LU:</b> USB type	<b>CLONING CABLE</b>  <b>OPC-478UC:</b> USB type

•CS-5100 CLONING SOFTWARE  
Same as supplied.

•RS-MS1A Android™ APPLICATION  
Free download software. Download from Google Play™

### Main unit (Front panel)



SD Card Slot Controller Connector Microphone Connector

### (Rear panel)



Antenna Connector Data Jack External Speaker Jack 1 External Speaker Jack 2

D-STAR (Digital Smart Technology for Amateur Radio) is a digital radio protocol developed by JARL (Japan Amateur Radio League).

Icom, Icom Inc. and the Icom logo are registered trademarks of Icom Incorporated (Japan) in the United States, the United Kingdom, Germany, France, Spain, Russia, Japan and/or other countries. Android and Google Play are registered trademarks or trademarks of Google Inc. The Bluetooth word mark and logos are registered trademark owned by Bluetooth SIG, Inc. and any use of such marks by Icom Inc. is under license. All other trademarks are the properties of their respective holders. NEVER operate the transceiver while driving a vehicle. Safe driving requires your full attention—anything less may result in an accident.

## Icom Inc.

1-1-32, Kami-minami, Hirano-ku, Osaka 547-0003, Japan Phone: +81 (06) 6793 5302 Fax: +81 (06) 6793 0013

[www.icom.co.jp/world](http://www.icom.co.jp/world)

Count on us!

### Icom America Inc.

12421 Willows Road NE,  
Kirkland, WA 98034, U.S.A.  
Phone: +1 (425) 454-8155  
Fax: +1 (425) 454-1509  
E-mail: [sales@icomamerica.com](mailto:sales@icomamerica.com)  
URL: <http://www.icomamerica.com>

### Icom Canada

Glenwood Centre #150-6165 Highway 17A,  
Delta, B.C., V4K 5B8, Canada  
Phone: +1 (604) 952-4266  
Fax: +1 (604) 952-0090  
E-mail: [info@icomcanada.com](mailto:info@icomcanada.com)  
URL: <http://www.icomcanada.com>

### Icom Brazil

Rua Iitoró, 444 Padre Eustáquio  
Belo Horizonte MG,  
CEP: 30130-150, Brazil  
Phone: +55 (31) 3582 8847  
Fax: +55 (31) 3582 8987  
E-mail: [sales@icombrasil.com](mailto:sales@icombrasil.com)

### Icom (Europe) GmbH

Communication Equipment  
Auf der Krautweide 24  
65812 Bad Soden am Taunus, Germany  
Phone: +49 (6196) 76685-0  
Fax: +49 (6196) 76685-50  
E-mail: [info@icom-europe.com](mailto:info@icom-europe.com)  
URL: <http://www.icomeurope.com>

### Icom Spain S.L.

Ctra. Rubi, No. 88 "Edificio Can Castanyer"  
Bajos A 08174, Sant Cugat del Valles,  
Barcelona, Spain  
Phone: +34 (93) 590 26 70  
Fax: +34 (93) 589 04 46  
E-mail: [icom@icomspain.com](mailto:icom@icomspain.com)  
URL: <http://www.icomspain.com>

### Icom Polska Sp. z o.o.

80-286 Gdansk, Jaskowa Dolina St. 75, Poland  
Phone: +48 (58) 551 0484  
Fax: +48 (58) 551 4720  
E-mail: [icompolska@icompolska.com.pl](mailto:icompolska@icompolska.com.pl)  
URL: <http://www.icompolska.com.pl>

### Icom (UK) Ltd.

Blacksole House, Altira Park,  
Herne Bay, Kent, CT6 6GZ, U.K.  
Phone: +44 (0) 1227 741741  
Fax: +44 (0) 1227 741742  
E-mail: [info@icomuk.co.uk](mailto:info@icomuk.co.uk)  
URL: <http://www.icomuk.co.uk>

### Icom France s.a.s.

Zac de la Plaine,  
1 Rue Brindjonnec des Moulains, BP 45804,  
31505 Toulouse Cedex 5, France  
Phone: +33 (5) 61 36 03 03  
Fax: +33 (5) 61 36 03 00  
E-mail: [icom@icom-france.com](mailto:icom@icom-france.com)  
URL: <http://www.icom-france.com>

### Icom (Australia) Pty. Ltd.

Unit 1 / 103 Garden Road,  
Clayton, VIC 3168 Australia  
Phone: +61 (03) 9549 7500  
Fax: +61 (03) 9549 7505  
E-mail: [sales@icom.net.au](mailto:sales@icom.net.au)  
URL: <http://www.icom.net.au>

### Icom New Zealand

146A Harris Road, East Tamaki,  
Auckland, New Zealand  
Phone: +64 (09) 274 4062  
Fax: +64 (09) 274 4708  
E-mail: [inquiries@icom.co.nz](mailto:inquiries@icom.co.nz)  
URL: <http://www.icom.co.nz>

### Asia Icom Inc.

6F No. 68, Sec. 1 Cheng-Teh Road,  
Taipei, Taiwan, R.O.C.  
Phone: +886 (02) 2559 1899  
Fax: +886 (02) 2559 1874  
E-mail: [sales@asia-icom.com](mailto:sales@asia-icom.com)  
URL: <http://www.asia-icom.com>

### Shanghai Icom Ltd.

No.101, Building 9, Caifuxingyuan Park,  
No.188 Maoting Road, Chedun Town,  
Songjiang District, Shanghai, 201611, China  
Phone: +86 (021) 6153 2768  
Fax: +86 (021) 5765 9987  
E-mail: [bjicom@bjicom.com](mailto:bjicom@bjicom.com)  
URL: <http://www.bjicom.com>

Your local distributor/dealer:

